



USPC JAIN PUBLIC SCHOOL

Holidays Homework

June 2024

Class: III

General Instructions:






- It is mandatory for the students to complete each task given.
- The students will be assessed for neat handwriting and creativity.
- All the students are required to revise the syllabus covered so far for all the subjects thoroughly.
- It must be well labeled and deposited in the transparent folder/ stick file to the concerned subject teacher. (Title Page must include Name, Class, Roll No., Subject and Submitted To)

Happy Holidays!



USPC JAIN PUBLIC SCHOOL

CLASS - III

SUBJECT	TASK	TO BE DONE ON
ENGLISH	1. Make an attractive finger puppet using paper or paper bags. Write and present one story related to that puppet. 2. Write and paste pictures of proper nouns for ten stationery items or household equipments.	
HINDI	प्रकृति हमें कुछ ना कुछ सिखाती है। जैसे सूरज से हमें समय पर जगना और हर काम समय पर करने की सीख मिलती है। इसी तरह आप कोई पांच प्राकृतिक संपदाओं के चित्र लगाकर बताएं कि उनसे हमें क्या सीख मिलती है?	A4 SIZE SHEET
PUNJABI	ਮਾਂ ਰੱਬ ਦਾ ਦੂਜਾ ਰੂਪ ਹੈ। ਮਾਂ ਪ੍ਰਤੀ ਆਪਣੇ ਵਿਚਾਰ ਪ੍ਰਗਟ ਕਰਨ ਲਈ ਉਹਨਾਂ ਦੀ ਤਸਵੀਰ ਲਗਾ ਕੇ ਉਹਨਾਂ ਬਾਰੇ ਦਸ ਸਤਰਾਂ ਲਿਖੋ।	A4 SIZE SHEET
MATHS	1. Collect wrappers of any four food items i. e. biscuits, namkeen etc and paste it. Note down the price and weight of food items from wrappers and then answer the following questions: → Write the weight of food item in increasing / ascending order. → Write the cost of food items in decreasing / descending order. → Write total amount in words. → Write maximum weight and minimum weight.	A3 SIZE SHEET
	2. Make a tangram using different geometrical shapes by using origami paper.	
WAU	1. Collect any five pebbles or stones of different shapes and sizes. Paint the pre-historic figures or animals on them to give an ancient look.	
	2. Make pictures of five different animals by using dry leaves.	
	"Contribution towards Environment" → Plant a sapling of your choice. → Nurture it on regular basis. → Give it an impressive name. → Click some pictures with it. → Paste the pictures on A4 size sheet and write about its uses & benefits.	